



**SKV SERIES**

105°C Standard, Lead Free Reflow Soldering.

◆ **FEATURES**

- Load Life : 105°C 1000 hours.
- Lead free reflow soldering is available.
- Available for high density mounting.
- RoHS compliance.



◆ **SPECIFICATIONS**

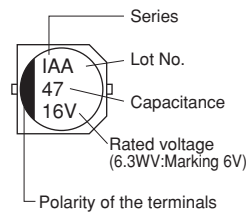
Items	Characteristics																					
Category Temperature Range	-55 ~ +105°C																					
Rated Voltage Range	6.3~50V.DC																					
Capacitance Tolerance	20%(20°C, 120Hz)																					
Leakage Current(MAX)	I=0.01CV or 3 μA whichever is greater. (After 2 minutes application of rated voltage) I=Leakage Current(μA)    C=Rated Capacitance(μF)    V=Rated Voltage(V)																					
Dissipation Factor(MAX) (tanδ)	<table border="1"> <thead> <tr> <th>Rated Voltage (V)</th> <th>6.3</th> <th>10</th> <th>16</th> <th>25</th> <th>35</th> <th>50</th> </tr> </thead> <tbody> <tr> <td>tanδ</td> <td>0.30</td> <td>0.24</td> <td>0.20</td> <td>0.16</td> <td>0.14</td> <td>0.12</td> </tr> <tr> <td></td> <td>0.35</td> <td>0.26</td> <td>0.20</td> <td>0.16</td> <td>0.14</td> <td>0.12</td> </tr> </tbody> </table> <p>(20°C, 120Hz)</p>	Rated Voltage (V)	6.3	10	16	25	35	50	tanδ	0.30	0.24	0.20	0.16	0.14	0.12		0.35	0.26	0.20	0.16	0.14	0.12
Rated Voltage (V)	6.3	10	16	25	35	50																
tanδ	0.30	0.24	0.20	0.16	0.14	0.12																
	0.35	0.26	0.20	0.16	0.14	0.12																
Endurance	<p>After applying rated voltage with rated ripple current for 1000 hrs at 105°C, the capacitors shall meet the following requirements.</p> <table border="1"> <tbody> <tr> <td>Capacitance Change</td> <td>Within ±30% of the initial value. (φ 8,10: ±25%)</td> </tr> <tr> <td>Dissipation Factor</td> <td>Not more than 300% of the specified value. (φ 8,10:200%)</td> </tr> <tr> <td>Leakage Current</td> <td>Not more than the specified value.</td> </tr> </tbody> </table>	Capacitance Change	Within ±30% of the initial value. (φ 8,10: ±25%)	Dissipation Factor	Not more than 300% of the specified value. (φ 8,10:200%)	Leakage Current	Not more than the specified value.															
Capacitance Change	Within ±30% of the initial value. (φ 8,10: ±25%)																					
Dissipation Factor	Not more than 300% of the specified value. (φ 8,10:200%)																					
Leakage Current	Not more than the specified value.																					
Low Temperature Stability Impedance Ratio(MAX)	<table border="1"> <thead> <tr> <th>Rated Voltage (V)</th> <th>6.3</th> <th>10</th> <th>16</th> <th>25</th> <th>35</th> <th>50</th> </tr> </thead> <tbody> <tr> <td>Z(-25°C)/Z(20°C)</td> <td>4</td> <td>3</td> <td>2</td> <td>2</td> <td>2</td> <td>2</td> </tr> <tr> <td>Z(-40°C)/Z(20°C)</td> <td>8</td> <td>8</td> <td>4</td> <td>4</td> <td>3</td> <td>3</td> </tr> </tbody> </table> <p>(120Hz)</p>	Rated Voltage (V)	6.3	10	16	25	35	50	Z(-25°C)/Z(20°C)	4	3	2	2	2	2	Z(-40°C)/Z(20°C)	8	8	4	4	3	3
Rated Voltage (V)	6.3	10	16	25	35	50																
Z(-25°C)/Z(20°C)	4	3	2	2	2	2																
Z(-40°C)/Z(20°C)	8	8	4	4	3	3																

◆ **MULTIPLIER FOR RIPPLE CURRENT**

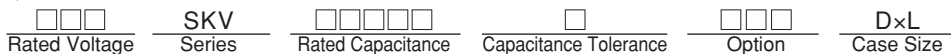
Frequency coefficient

Frequency (Hz)	60(50)	120	500	1k	10k≤
0.1~1μF	0.50	1.00	1.20	1.30	1.50
2.2~4.7μF	0.65	1.00	1.20	1.30	1.50
10~47μF	0.80	1.00	1.20	1.30	1.50
100~1000μF	0.80	1.00	1.10	1.15	1.20

◆ **MARKING**



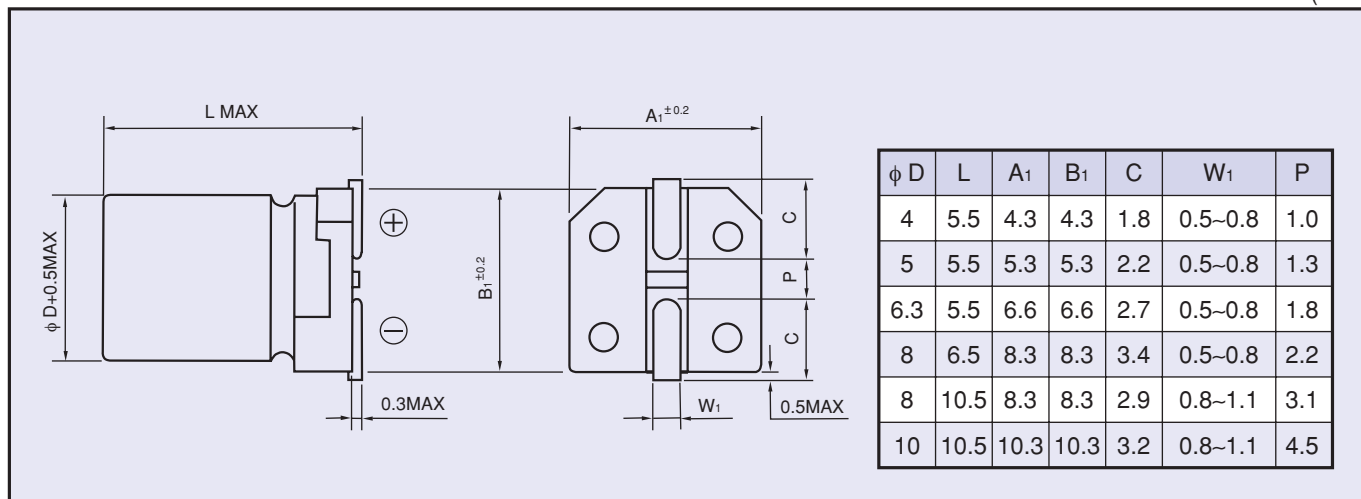
◆ **PART NUMBER**





◆ DIMENSIONS

(mm)



◆ TANDARD SIZE

Size φ D×L(mm), Ripple Current (mA r.m.s./105°C, 120Hz)

Cap(μF)	6.3 (0J)		10 (1A)		16 (1C)		25 (1E)		35 (1V)		50 (1H)	
	Size	Ripple	Size	Ripple	Size	Ripple	Size	Ripple	Size	Ripple	Size	Ripple
0.1											4×5.5	1.0
0.22											4×5.5	2.0
0.33											4×5.5	3.0
0.47											4×5.5	4.0
1											4×5.5	8.0
2.2											4×5.5	11
3.3											4×5.5	13
4.7									4×5.5	14	5×5.5	18
10					4×5.5	20			5×5.5	24	6.3×5.5	28
22	4×5.5	23			5×5.5	31			6.3×5.5	46	8×6.5	70
33			5×5.5	34			6.3×5.5	48			8×10.5	135
47	5×5.5	37			6.3×5.5	56					8×10.5 10×10.5	155 180
100	6.3×5.5	57			6.3×5.5	65	8×6.5 8×10.5	118 180	8×10.5 10×10.5	180 305	8×10.5 10×10.5	200 315
220	6.3×5.5	74			8×10.5	185	8×10.5 10×10.5	190 353	10×10.5	360		
330			8×10.5	195	8×10.5 10×10.5	195 440	10×10.5	450				
470	8×10.5	210	8×10.5 10×10.5	210 440	10×10.5	460						
1000	10×10.5	480										