


MIS/MOS Single Layer Capacitors

Metal Insulator Semiconductor/Metal Oxide Semiconductor



For applications in RF, Microwave and GHz ranges, AVX offers MIS/MOS Capacitors. These are Single Layer Capacitors (SLCs) that use Silicon Nitride or Silicon Dioxide to produce small, high Q, temperature stable, high break down voltage, low leakage capacitors. To ease assembly, AVX offers a wide range of termination styles for epoxy or solder die attach and subsequent Gold or Aluminum wire thermosonic and ultrasonic bonding. Custom applications and designs are welcome. Please contact your local representative.

BENEFITS

- MIS, SiON dielectric up to 100V applications
- MOS, SiO₂ dielectric up to 50V applications
- Sizes as small as 10 mils (254µm) squared
- DC to GHz operation
- High Q, low leakage

HOW TO ORDER

MS	20	3	S	100	M	3723	W
Series Code MS = MOS MI = MIS	Case Size Square size in mils 10, 20, 30, 40 OS = Special order please supply design	Working Voltage 2 = 2 WVDC 4 = 4 WVDC Z = 10 WVDC 3 = 25 WVDC 5 = 50 WVDC S = Special Order	Dielectric Code S = SiO ₂ for MOS Style ONLY N = SiON for MIS Style ONLY	Capacitance EIA Capacitance Code in pF. First two digits = significant figures or "R" for decimal place. Third digit = number of zeros or after "R" significant figures.	Capacitance Tolerance F = ± 1% J = ± 5% K = ± 10% M = ± 20%	Termination Code 1st position top layer 2nd position top bonding layer 3rd position bottom bonding layer 4th position bottom layer 1 = Al 4 = Ni 7 = TaN 2 = Cr 5 = Pd 8 = TiW 3 = Au 6 = Ta 9 = TiW/Ni OSOS = Special Order Please Supply Design	Packaging W = Antistatic Wafer Pack T = Tested Whole Wafer D = Tested Wafer Diced on Tape

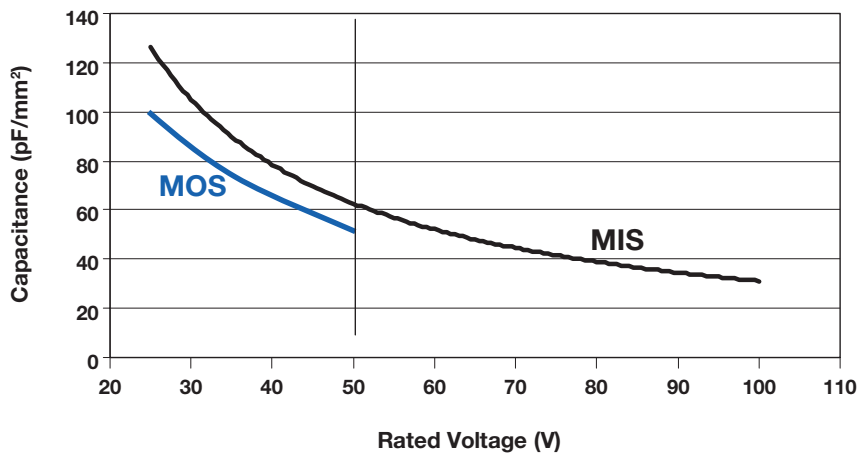
TYPICAL ELECTRICAL SPECIFICATIONS TEST METHODS

Material	MIS (SiON)	MOS (SiO ₂)
pF /mm ² Typical	150	85
TCC	± 60 ppm/°C	± 30 ppm/°C
Rated Voltage	≤ 100	≤ 50
Peak Voltage at +25°C	1.5x Rated	1.5x Rated
DF	≤ 0.1%	≤ 0.1%
Voltage Stability	Independent	Independent
Frequency Range	≤ 40 GHz	≤ 40 GHz

Specification	Parameter	Method of Paragraph
MIL-STD-883	Bond Strength	2011.7
MIL-STD-883	Shear Strength	2019
MIL-STD-202	Life	108

SPECIFIC CAPACITANCE (pF/mm²) VERSUS RATED VOLTAGE

MIS \ MOS Specific Capacitance vs Rated Voltage

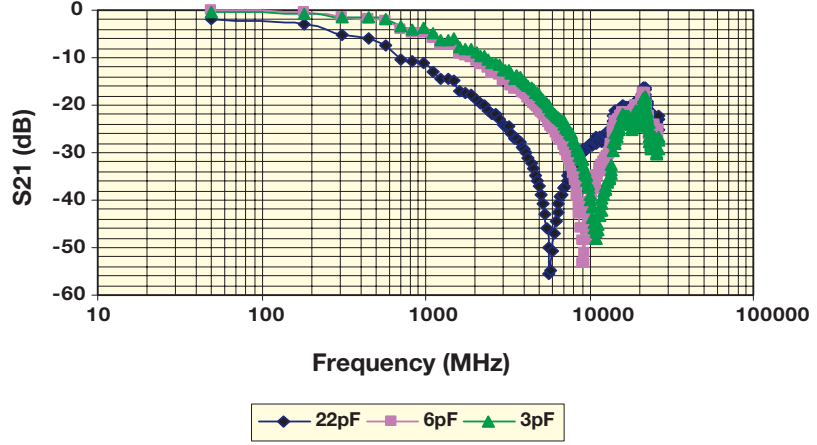


MIS/MOS Single Layer Capacitors

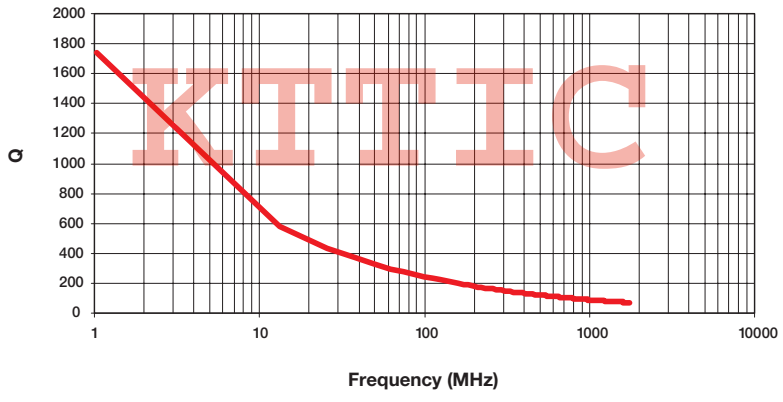
Metal Insulator Semiconductor/Metal Oxide Semiconductor

EXAMPLE S21 AND Q VERSUS FREQUENCY (DEFINE MEASUREMENTS)

Typical MOSCaps : 50M-25GHz
Au/TaN bond pad, Cr/Au back side



22 pF Q Vs Frequency



NOTICE: Specifications are subject to change without notice. Contact your nearest AVX Sales Office for the latest specifications. All statements, information and data given herein are believed to be accurate and reliable, but are presented without guarantee, warranty, or responsibility of any kind, expressed or implied. Statements or suggestions concerning possible use of our products are made without representation or warranty that any such use is free of patent infringement and are not recommendations to infringe any patent. The user should not assume that all safety measures are indicated or that other measures may not be required. Specifications are typical and may not apply to all applications.

© AVX Corporation

AMERICAS

- AVX Myrtle Beach, SC Corporate Offices**
Tel: 843-448-9411
FAX: 843-448-1943
- AVX Northwest, WA**
Tel: 360-699-8746
FAX: 360-699-8751
- AVX North Central, IN**
Tel: 317-848-7153
FAX: 317-844-9314
- AVX Mid/Pacific, CA**
Tel: 510-661-4100
FAX: 510-661-4101
- AVX Midwest, MN**
Tel: 952-974-9155
FAX: 952-974-9179
- AVX Northeast, MA**
Tel: 617-479-0345
FAX: 843-916-7614
- AVX Southwest, AZ**
Tel: 602-678-0384
FAX: 602-678-0385

- AVX South Central, TX**
Tel: 214-566-2859
FAX: 972-461-0575
- AVX Southeast, GA**
Tel: 404-608-8151
FAX: 770-972-0766
- AVX Canada**
Tel: 905-238-3151
FAX: 905-238-0319
- AVX South America**
Tel: ++55-11-2193-7200
FAX: ++55-11-2193-7210

- AVX S.A., France**
Tel: ++33 (1) 69-18-46-00
FAX: ++33 (1) 69-28-73-87
- AVX GmbH, Germany**
Tel: ++49 (0) 8131-9004-0
FAX: ++49 (0) 8131-9004-44
- AVX srl, Italy**
Tel: ++390 (0)2 614-571
FAX: ++390 (0)2 614-2576
- AVX Czech Republic**
Tel: ++420 57 57 57 521
FAX: ++420 57 57 57 109

ASIA-PACIFIC

- AVX/Kyocera, Singapore Asia-Pacific Headquarters**
Tel: (65) 6286-7555
FAX: (65) 6488-9880
- AVX/Kyocera, Hong Kong**
Tel: (852) 2-363-3303
FAX: (852) 2-765-8185
- AVX/Kyocera, Korea**
Tel: (82) 2-785-6504
FAX: (82) 2-784-5411

- AVX/Kyocera, Taiwan**
Tel: (886) 2-2698-8778
FAX: (886) 2-2698-8777
- AVX/Kyocera, Malaysia**
Tel: (60) 4-228-1190
FAX: (60) 4-228-1196
- Elco, Japan**
Tel: 045-943-2906/7
FAX: 045-943-2910
- Kyocera, Japan - AVX**
Tel: (81) 75-604-3426
FAX: (81) 75-604-3425
- Kyocera, Japan - KDP**
Tel: (81) 75-604-3424
FAX: (81) 75-604-3425
- AVX/Kyocera, Shanghai, China**
Tel: 86-21 6341 0300
FAX: 86-21 6341 0330
- AVX/Kyocera, Beijing, China**
Tel: 86-10 8458 3385
FAX: 86-10 8458 3382

- ASIA-KED**
- KED, Hong Kong**
Tel: (852) 2305 1080
FAX: (852) 2305 1405
- KED, Shanghai**
Tel: (86) 21 6859 9898
FAX: (86) 21 5887 2542
- KED, Beijing**
Tel: (86) 10 5869 4655
FAX: (86) 10 5869 4677
- KED, South Korea**
Tel: (82) 2 783 3288
FAX: (82) 2 783 3207
- KED, Taiwan**
Tel: (886) 2 2950 0268
FAX: (886) 2 2950 0520
- KED, Singapore**
Tel: (65) 6255 3122
FAX: (65) 6255 5092

EUROPE

- AVX Limited, England European Headquarters**
Tel: ++44 (0) 1252-770000
FAX: ++44 (0) 1252-770001
- AVX/ELCO, England**
Tel: ++44 (0) 1638-675000
FAX: ++44 (0) 1638-675002



A KYOCERA GROUP COMPANY
<http://www.avx.com>