

Adam Technologies, Inc.

STEREO & MONO EARPHONE JACKS
ASJ SERIES

INTRODUCTION:

Adam Tech ASJ Series Stereo Jacks are a broad range of 2.6mm and 3.5mm jacks used primarily in computer and multi-media audio applications. This series provides a multitude of sizes and configurations that are available in single or multiple switching forms. Options include choice of full plastic or metal reinforced bodies, single, stacked or ganged versions and color-coded jacks for port identification.

FEATURES:

- Broad range of sizes and configurations
- Single or Multiple switching functions
- Plastic or Metal reinforced bodies
- Ganged and Stacked versions
- Color Coded option for Port Identification

MATING PLUGS:

All industry standard 2.50mm and 3.50mm mono or stereo plugs.

SPECIFICATIONS:

Material:

- Standard insulator: PBT or LCP, Glass reinforced, rated UL94V-0
- Optional Hi-Temp insulator: Nylon 6T, rated UL94V-0
- Insulator Color: Black
- Bushing: Brass, Nickel plated
- Contacts: Copper alloy

Contact Plating:

Tin over Copper underplate

Electrical:

- Operating voltage: 12V DC max.
- Current rating: 1 Amp max.
- Contact resistance: 30 mΩ max. initial
- Insulation resistance: 100 MΩ min.
- Dielectric withstanding voltage: 500V AC for 1 minute

Mechanical:

- Insertion force: 4.4 lbs max.
- Withdrawal force: 0.3 kg min
- Mating durability: 5000 cycles min.

Temperature Rating:


- Operating temperature: -25°C to +85°C
- Soldering process temperature:
 - Standard insulator: 235°C
 - Hi-Temp insulator: 260°C

PACKAGING:

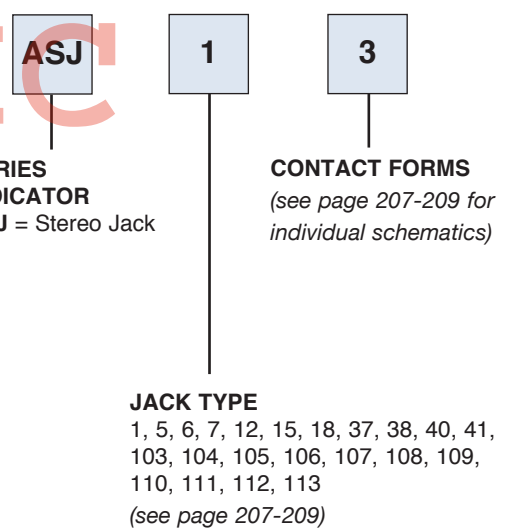
Anti-ESD plastic bags or Tape and Reel

APPROVALS AND CERTIFICATIONS:

UL Recognized & CSA Certified, File no. E224053



ORDERING INFORMATION

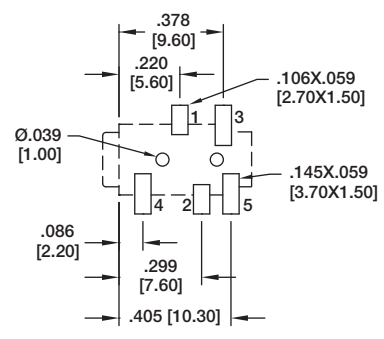
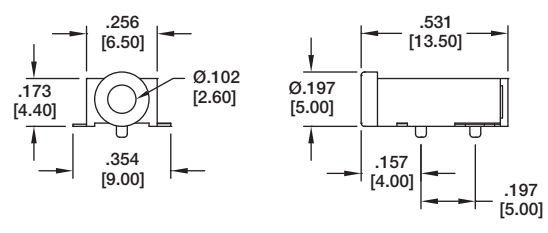


OPTIONS:

- Add designator(s) to end of part number
- E** = No back cover (Type 1 only)
- M** = M6 x 0.5 threaded bushing
- HT** = Hi-Temp Nylon 6T insulator for Hi-Temp soldering processes up to 260°C
- TR** = Tape & Reel packaging



ASJ-103

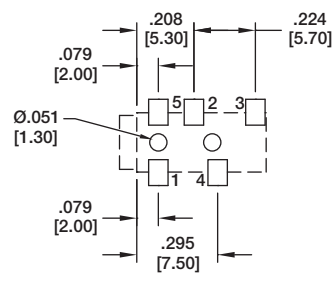
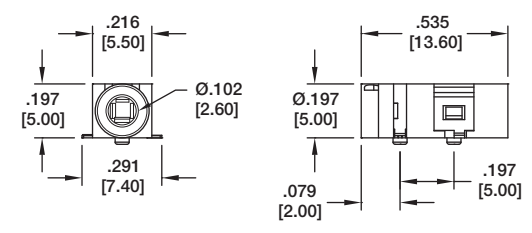


ASJ-103-J

ASJ-103-J	ASJ-103-M

Recommended PCB Layout

ASJ-104



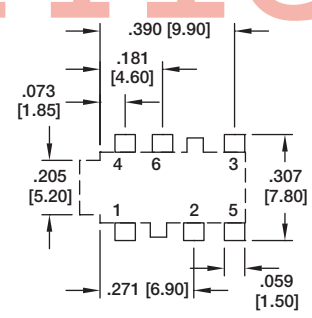
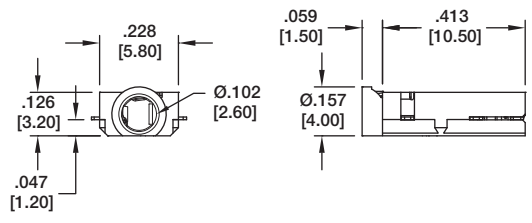
ASJ-104-J

ASJ-104-J

Recommended PCB Layout

KTTIC

ASJ-105

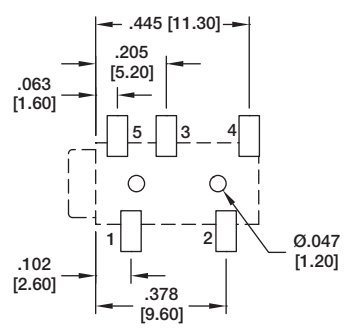
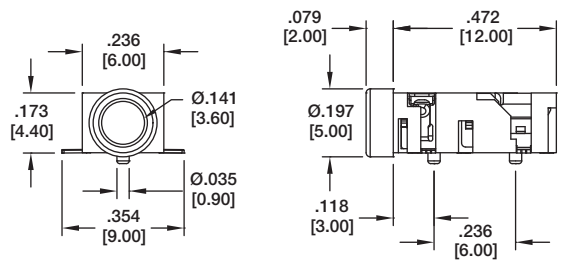


ASJ-105-A

ASJ-105-A	ASJ-105-B	
ASJ-105-D	ASJ-105-M	ASJ-105-I

Recommended PCB Layout

ASJ-106



ASJ-106-C

ASJ-106-C	ASJ-106-D	
ASJ-106-K	ASJ-106-P	ASJ-106-B

Recommended PCB Layout